

Parks, Buildings and Grounds Commission Meeting Agenda



May 12, 2025 - 5:30 PM
Mayor's Conference Room
3805 S. Casper Dr.

AGENDA

1. **CALL TO ORDER**
2. **ROLL CALL; DECLARATION OF QUORUM; PUBLIC NOTICE**
3. **APPROVAL OF MINUTES**
 - A. April 14th, 2025 Meeting Minutes
4. **NEW BUSINESS**
 - A. Approval and recommendation to award the Fire Station #8 Roofing Project
 - B. Approval and recommendation to approve a donation agreement for the Stanley Hall bench donation eagle scout project
5. **UPDATES**
6. **ADJOURN**

Additional Information

- The agenda packet, including supplemental information related to agenda items, is available online at www.NewBerlinWI.gov. Once finalized by the governing body, approved meeting minutes will also be posted online.
- Agenda items may be taken out of order at the governing body's discretion.
- Members, and possibly a quorum, of other municipal governmental bodies may attend this meeting to gather information. However, no action will be taken by any governmental body other than the one referenced in this notice.
- Accommodations will be provided under the Americans with Disabilities Act (ADA) to meet the needs of individuals with disabilities. If you require assistance or appropriate aids and services, please contact the Office of the City Clerk at (262) 786-8610 with reasonable notice.

Parks, Buildings and Grounds Commission MEETING MINUTES



April 14, 2025 - 5:30 PM
Mayor's Conference Room
3805 S. Casper Dr.

MINUTES

1. CALL TO ORDER

Alderman LaFever called the meeting to order at 5:32 PM.

2. ROLL CALL; DECLARATION OF QUORUM; PUBLIC NOTICE

City Clerk Rubina R. Medina took the roll call as follows:

Present: Commissioner Ferrante, Commissioner Rafel, Commissioner Wicichowski, Alderperson La Fever

Excused: Mayor Dave Ament

Staff Present: Director of Public Works - Lucas Pichler

3. APPROVAL OF MINUTES

MOTION: Motion to Approve March 10, 2025, Minutes

VOTE: Motion by: Commissioner Wicichowski
Second by: Commissioner Ferrante
Motion Passed 4-0

A. 03/10/2025 Meeting Minutes

4. NEW BUSINESS

MOTION: Motion to Approve

VOTE: Motion by: Commissioner Wicichowski
Second by: Commissioner Ferrante
Motion Passed 4-0

A. Pumas Baseball Tournament (May 16-18) - Food Trucks on City property

5. UPDATES

Director of Public Works Lucas Pichler provided updated on ongoing projects.

6. ADJOURN

MOTION: Motion to Adjourn at 5:47 PM

VOTE: Motion by: Commissioner Wicichowski
Second by: Commissioner Ferrante
Motion Passed 4-0

**Respectfully Submitted,
Robert T. Rafel MBA
PB&G Commission Secretary**



REQUESTED ACTION STATEMENT

DATE: April 24, 2025
TO: Mayor
Common Council
Parks, Buildings and Grounds Commission
FROM: Lucas Pichler – Director of Public Works
Robert Loohaus – Facilities Supervisor
ISSUE: BG-2025-01 Fire Station #8 Roof Replacement Project

REQUESTED:

Recommend to Common Council to award contract BG-2025-01 Fire Station #8 Roof Replacement Project to the most responsive and responsible bidder, Roberts Restorations, Inc., in the amount of \$243,586.00, including the Base Bid and Alternate #1. The total project cost, including contingencies, is not to exceed \$250,000.00 from account 04251300 61414 C2025.

FISCAL IMPACT:

Funding Source:

CIP account 04251300 61414 C2025 2025 Approved Amount: \$250,000.00

Project Costs:

Construction: \$243,586.00
Contingency (~3%): \$6,414.00

Total Cost: \$250,000.00

RATIONALE:

The Department received five bids on April 2, 2025, and recommends award of the project to the lowest, responsive, responsible bidder, Roberts Restorations, Inc. A reference check was conducted by the City’s consultant, The Garland Company, Inc, primarily due to unfamiliarity with the contractor and the significant difference of their bid with the second lowest bidder. After reviewing their references and qualification statement, The Garland Company, Inc. provided the attached Letter of Recommendation. A copy of the bid tabulation is also attached.



REQUESTED ACTION STATEMENT

DATE: April 24, 2025
TO: Mayor
Common Council
Parks, Buildings and Grounds Commission
FROM: Lucas Pichler – Director of Public Works
Robert Loohaus – Facilities Supervisor
ISSUE: BG-2025-01 Fire Station #8 Roof Replacement Project

REQUESTED:

Recommend to Common Council to award contract BG-2025-01 Fire Station #8 Roof Replacement Project to the most responsive and responsible bidder, Roberts Restorations, Inc., in the amount of \$243,586.00, including the Base Bid and Alternate #1. The total project cost, including contingencies, is not to exceed \$250,000.00 from account 04251300 61414 C2025.

FISCAL IMPACT:

Funding Source:

CIP account 04251300 61414 C2025 2025 Approved Amount: \$250,000.00

Project Costs:

Construction: \$243,586.00
Contingency (~3%): \$6,414.00

Total Cost: \$250,000.00

RATIONALE:

The Department received five bids on April 2, 2025, and recommends award of the project to the lowest, responsive, responsible bidder, Roberts Restorations, Inc. A reference check was conducted by the City’s consultant, The Garland Company, Inc, primarily due to unfamiliarity with the contractor and the significant difference of their bid with the second lowest bidder. After reviewing their references and qualification statement, The Garland Company, Inc. provided the attached Letter of Recommendation. A copy of the bid tabulation is also attached.

BG-2025-1 Fire Station #8 Building Envelope Project
 Bid Results
 April 2, 2025 @ 10:00 AM

BIDDER	BID BOND	QUALIFICATION STATEMENT	BASE BID	ALT #1	TOTAL
Roberts Restorations Inc.	X	X	\$ 78,220.00	\$ 165,366.00	\$ 243,586.00
F.J.A. Christiansen Roofing Co., Inc.	X	X	\$ 148,008.00	\$ 130,429.00	\$ 278,437.00
Langer Roofing & Sheet Metal, Inc.	X	X	\$ 166,800.00	\$ 199,600.00	\$ 366,400.00
Carlson Racine Roofing & Sheet Metal, Inc.	X	X	\$ 187,136.00	\$ 165,938.00	\$ 353,074.00
The Gardner Company, Inc.	X	X	\$ 261,554.00	\$ 105,378.00	\$ 366,932.00



since 1895

THE GARLAND COMPANY, INC.

HIGH PERFORMANCE BUILDING ENVELOPE SOLUTIONS

3800 EAST 91ST. STREET • CLEVELAND, OHIO 44105-2197

PHONE: (216) 641-7500 • FAX: (216) 641-0633

Thursday, April 17th, 2025

City of New Berlin

3805 S Casper Drive, New Berlin, WI

Letter of Recommendation

RE: 2025 Fire Station 8 Roof Replacement Project

This letter will serve as an accounting of the bid process for this project and a letter of recommendation on how to proceed.

On Monday, March 3rd the Garland Company and City of New Berlin met to review the bid documents and designs for this project. After the project document and designs were reviewed and approved for bidding, the project's timeline was put in place, the project was posted and advertised on QuestCDN, and a Mandatory Pre-Bid meeting was set. The project was posted and advertised on QuestCDN, for a 2-week period, from March 12th to March 26th. The Pre-Bid meeting was held on Wednesday, March 26th at 10:00 am, where six contractors signed in and attended the Pre-Bid Meeting. At this meeting, the contractors were able to review the project and ask questions on all aspects of the project. Bids were due 7 days later, on Wednesday, April 2nd at 10:00 am. All bids were to be mailed, or hand delivered to the City of New Berlin's City Hall, in a sealed envelope, per the Project's Bidding Instructions. On Wednesday, April 2nd, 2025, at 10 am, five bids were received, read out loud, and entered in a Bid Tabulation Form.

Attached to this letter is the Bid Tabulation Form, listing the bidding contractors and their bids. As all bidders are quality contractors and have bid under the same Scope of Work, Specifications, and Standards, this would leave us to be able to award the project to the lowest bidding contractor(s). After review of the Bids, the low bid and my recommendation for the project is Robert's Restoration. With a low bid Base Bid of \$78,220 and an Alternate #1 Bid of \$165,366. I recommend accepting both the Base Bid and the Alternate #1 bid for a total project cost of \$243,586.

By accepting the Base and Alternate #1 Bid for this project, we are able to address the aging roof on Roof Section 1, and create a continuous, uniform, and superior metal roof for the full facility. This will ensure this facility is watertight for the next 40 – 60 years.

Once the project is awarded, either contracts will be put in place between the City of New Berlin and the Contractor, or a PO will be issued. Once contracts/a PO are in place, the contractor will work on staging plans and a timeline for the project construction. All these items will be reviewed at a Pre-Construction meeting at least two weeks before project start.

If you have any questions or require further information, please feel free to contact me at (920) 309-2179 or rsurman@garlandinc.com.

Sincerely,

Rhett Surman

Milwaukee – Territory Manager

6710 W Wisconsin Ave, Wauwatosa, WI 53213

P: (920) 309-2179 E: rsurman@garlandinc.com



REQUESTED ACTION STATEMENT

DATE: May 2, 2025

TO: Mayor
Common Council
Parks, Buildings and Grounds Commission

FROM: Josh Fabian – Supervisor Parks Department

ISSUE: Stanley Holl – Gatewood Park Benches Eagle Scout Donation Agreement

REQUESTED:

Recommend to Common Council to approve a donation agreement between the Boy Scouts of America and the City of New Berlin for an Eagle Scout Project by Stanley Holl to build and provide four benches for seating Gatewood Park.

FISCAL IMPACT:

None

RATIONALE:

Gatewood Park is lacking seating, both by the playground and back sledding hill. This Eagle Scout project provides four benches that will properly satisfy that need at Gatewood park. The donation by this Eagle Scout provides value to the City, community, and to the Scout.

Stanley Holl Eagle Scout Project

1. What the project is and the purpose
 - **I am building four benches for Gatewood Park, to provide seating for parents at the top of the sledding hill as well as near the playground**
2. Identify who you are, in relationship to this project'
 - **Stanley Holl - Boy Scout Troop, Troop 68.**
3. The identity of the donor
 - **I received donations from a variety of sources, and the donations will go into a sub-account of mine in my troop website.**
4. Parent/s and/or Legal Guardian/s name/s
 - **Craig and Rebecca Holl**
5. A specific description of the work to be done
 - **Work will include the cutting, chiseling, drilling, and filing of lumber, as well as the use of power tools to assemble pieces together**
6. The dates it will be performed (provide a range of dates)
 - **My plan for now is to have two workdays, on April 5th and April 12th, with the latter mostly as a backup.**
7. Goods and materials used to complete the project
 - **8QTY 4x4" 8'**
 - **4QTY 2x4" 8'**
 - **16QTY 2x8" Treated Lumber**
 - **8QTY 4" 3/8th galvanized bolts**
 - **96QTY 6" 3/8th galvanized bolts**
 - **104QTY 3/8th galvanized nuts**
 - **104QTY 3/8th galvanized washers.**


The scout shall provide a certificate of insurance

- **Attached on email**

Park Bench Instructions

Stanley Holl
Spring 2025

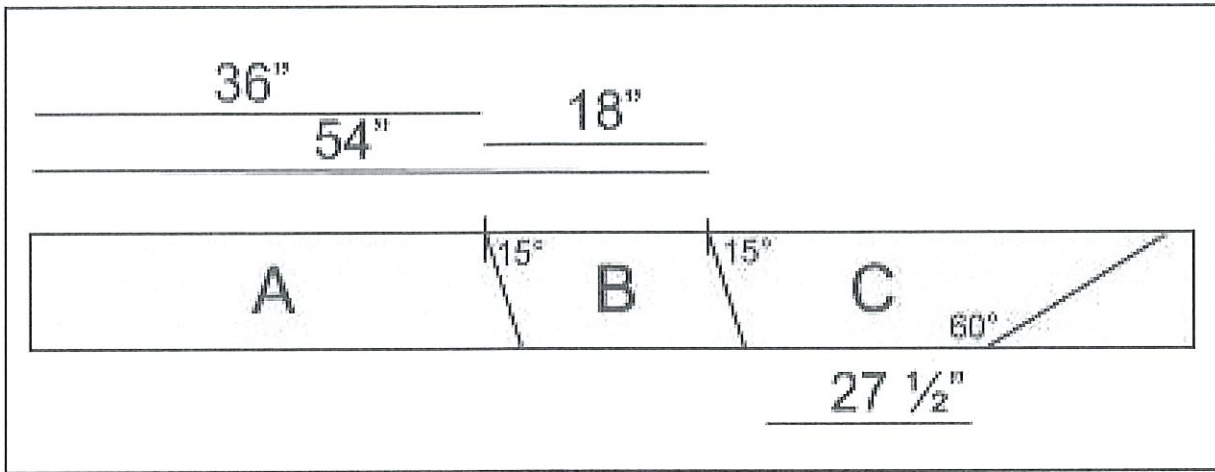
Materials Needed for 1 Bench	Tools Need
(QTY 2) 4 x 4, 8'	Sliding Miter Saw (preferably 12")
(QTY 1) 2 x 4, 8'	Measuring Tape
(QTY 4) 2 x 8, 8'	Speed Square
(QTY 24) 3/8 x 6" Galvanized Carriage Bolts	Drill
(QTY 2) 3/8 x 4" Galvanized Carriage Bolts	3/8" Drill Bit
(QTY 26) 3/8 Galvanized Nuts & Washers	Level
	Chisel
	File
	Safety Glasses (when using saw)
	Hearing Protection (when using saw)
	Work Gloves (when filing)
	2 Clamps (optional)
	Wrench



SUMMARY OF HOW THESE BENCHES ARE BUILT


One 8' 4 x 4 will be used for pieces 'A', 'B' & 'C', which will make one leg section. Two 8' 4 x 4's will be used to make one bench (one for each leg section). Once the leg pieces are cut to size, they will be notched and then fitted together. 2 x 4 will then be cut, and 2 x 4 and 2 x 8 pieces will be bolted to leg sections.

Step 1 - LEG PIECES 'A' and 'B' (4 x 4)




Step 1-1 - Lay an 8' 4 x 4 on a flat surface. Measure from the left end and mark 36" and 54" on EDGE FURTHEST FROM YOU.

(Piece 'A' is 36" from square edge to short point of angle. Piece 'B' is 18" from edge to edge.)



Step 1-2 - Use a Speed Square to draw angled lines on wood, 15 degree angle.

- Place Pivot Point of Speed Square on your line made in step 1-1.
- Slowly pivot the Speed Square until 15 degrees lines up with the same side that you marked your line on.
- Hold Speed Square firmly in place and draw/trace an angled cut line along the edge of the Speed Square that has the pivot point on it.
- Do this step for both marked spots (36" & 54").




Step 1-3 - Use a Miter Saw to cut both drawn angles at 15 degree angle. (Saw Master will confirm measurement & angle to ensure the cuts will be correct.)

Step 2 - LEG PIECE 'C' (4 x 4)



Step 2-1 - Use the piece of 4 x 4 that is left over and was connected to Piece 'B'. This already has a 15 degree cut.

IMPORTANT - align 4 x 4 as follows:
Angled cut on your LEFT, with the wider part closer to you. MEASURE from the shorter part (farther from you) and draw a line at 27.5".



Step 2-2 - Use Speed Square to draw angled line on wood, 60 degree angle.

(See step 1-2 for Speed Square instructions.)




Step 2-3 - Cut drawn angle at 60 degrees. (Saw master will confirm measurement & angle to ensure the cut will be correct.)

Step 3 - Mark Notch Lines on Pieces 'A', 'B' & 'C' (4 Notches Total)

Step 3-1 - Lay a flat board (can be a 2 x 4, 2 x 6 or other) on a flat surface to use as a guide. Put a second board on top of this board so that your guide is approximately 6" tall.

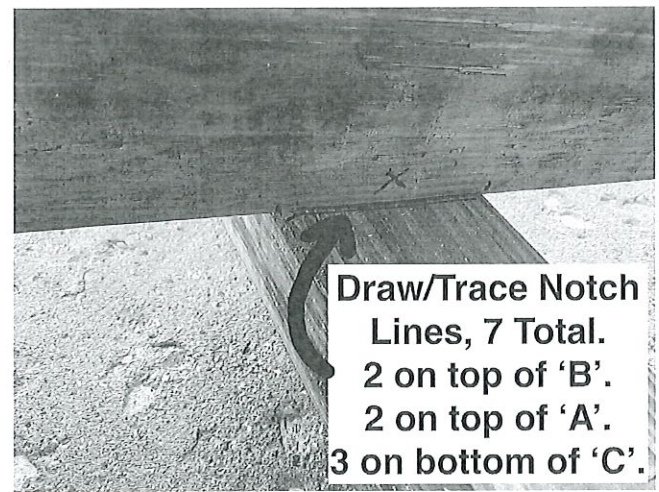


Step 3-2 - Align pieces 'A' & 'B' as seen in the picture. Place 'B' and 'A' on the floor with the bottom of each piece butting up against the flat surface detailed in step 3-1. Space 'B' and 'A' 11" apart.



Step 3-3 - Align piece 'C' as seen in the picture. 'C' will rest on top of 'B' and 'A' and the bottom of 'C' (60 degree angle) will rest on the flat surface detailed in step 3-1. Align 'C' so that the left angle cut lines up with the left side of 'B'. (Note that 'B' will have extra wood sticking up above 'C', which is correct.)

Step 3-4 - Draw/Trace Notch lines on 'B' and 'A' where 'C' is resting on them.

Step 3-5 - Draw/Trace Notch lines on the bottom of 'C' where 'B' and 'A' are touching 'C'. (Note that 'C' will have 2 notched out areas, and one of them is on the end of this piece.)



Step 4 - Cut Notches on Pieces 'A', 'B' & 'C' (4 Notches Total)

Step 4-1 - Set Sliding Miter Saw to only cut down to 1.75" from the bottom, which is to the center of a 4 x 4. (Making a 1 3/4" piece from a 2 x 4 is very helpful to get the miter saw blade set to the correct height. With the saw unplugged, place your 1 3/4" piece under the blade and adjust the blade until it just barely touches the wood.)

Step 4-2 - Set Sliding Miter Saw to cut at 15 degrees.

Step 4-3 - Place a small board on the miter saw, approximately 1" tall and 2" deep on your miter saw. This piece should be about 18" long. This piece will project your 4 x 4 ('A', 'B' & 'C') forward to ensure your cuts go the full 1.75" down for the entire cut.


Step 4-4 - Saw Master will cut left and right cuts on drawn lines (about 3.5" apart, which is the width of a 4 x 4) and Scout (supervised) will make cuts in between these left and right cuts.

Saw Master will not cut too wide, as more can always be cut off.



Step 4-5 - Make numerous cuts with the sliding miter saw, every 1/8" or 1/4" (does not have to be precise) throughout the entire section between the two lines that you traced onto each piece.

When finished, the 3.5" wide section should be full of cuts that go halfway through the 4 x 4 (1 3/4" down).



Step 5 - Break Out Notches on Pieces 'A', 'B' & 'C' (4 Notches Total)

Step 5-1 - Break away thin pieces of wood that were made in the previous step by placing a flathead screwdriver (or chisel) in these narrow pieces and prying them apart.




Step 5-2 - Once the thin pieces are out of your notch, use a hammer and chisel to smooth out the notched area.

If your chisel doesn't seem to do what you want, flip it over. You may find that you will use both sides of the chisel, depending on the area you are working on.



Step 5-3 - When you have finished chiseling, and the notched area is fairly smooth, use a course/rough file and further smooth out the notched area. USE WORK GLOVES for this step. This step will take some muscle. Use the course file until the notched area looks mostly smooth.


Step 5-4 - Use a less course/rough file to further smooth out the notched area. This will be a file with a more 'fine' edge.



Step 6 - Assemble Pieces 'A', 'B' & 'C'

6-1 - Line up pieces 'A', 'B' & 'C' as you did in 'Step 3 - Mark Notch Lines'

6-2 - Fit the pieces together. Gentle tapping with a rubber mallet or hammer may be required for this step, however, if a notched area is too tight, the Saw Master should take a bit extra off with the miter saw.




*****ONE LEG FOR YOUR BENCH IS COMPLETE. NOW REPEAT ALL THE PREVIOUS STEPS TO MAKE THE SECOND LEG.*****


Step 7 - Cut 2 x 4 and Line it Up

Step 7-1 - After both leg sections (3 pieces each) are complete, cut two 19 3/4" sections of 2 x 4.

Step 7-2 - Place the 19 3/4" piece of 2 x 4 on the leg section as shown in the photo. (**2 X 4 WILL GO ON THE OUTSIDE OF THE LEG SECTIONS**.) The lowest front corner of the 2x4 should line up with piece B, while being flush with the top. Use a level to ensure a level surface to sit on.





This is an alternate angle to better show the positioning of the 2x4 in relation to pieces B and C. The circle is highlighting the corner of the 2x4 which must be aligned with piece B



****MORE INSTRUCTIONS ON THE NEXT PAGE****


Step 7-3 - Once in position and leveled, clamp the 2x4 in place, and mark out where the 2x4 rests on the 4x4 pieces (red lines on the first picture). Additionally, mark the back of the 2x4 as it extends past piece A (filled in red in the second picture), as this section will be cut off as waste.

** NOTE that the second picture was taken after the 2x4 was shifted over to better show the markings. Actual marking should be flush with piece A while the 2x4 is still in the pre-specified position**



Step 7-4 - Use the saw to cut the waste from the end of the 2x4 as described in the previous step

PIECES A, B, C, AND THE 2x4 SHOULD NOW BE READY FOR DRILLING



Step 8 - Drill Holes for 2 x 4 and Install Bolts/Nuts/Washers to Attach 2 x 4

Step 8-1 - In the locations shown in the photo above (marked red dots), mark with a pencil the locations for drilling holes into the 4 x 4's. (4 holes total in this step per leg section, 2 in the front and 2 in the back).

Step 8-2 - Drill the four holes that go through both the 4x4s and 2x4 (you may want to keep the pieces clamped together throughout this process, or have someone apply pressure to the 2x4 to keep it in place).

Step 8-3 - Install 4 6" bolts. Slide or gently tap bolts through the 2 x 4 and then through the 4 x 4. Add washer and nut and tighten. When tightening, the head of the bolt should dent the wood slightly, but too much tightening will cause splintering. Be careful! ALSO DRILL & INSTALL a 4" bolt in the bottom of the rear leg where 4x4's come together, as seen in the diagram. YOU SHOULD NOW HAVE A 2 X 4 PIECE ATTACHED TO EACH LEG SECTION.

Step 9 - Install 2x8 Seats and Seat Backs


Step 9-1 - Start with 2 seat frames constructed, with one for each side of the bench. Remember, there needs to be a 2x4 facing outwards on both sides of the bench. Trim 4 2x8s down to 95" long, taking some off of each side to create a better finished plane.

Step 9-2 - Using a piece of scrap wood as a guide, make sure that both leg pieces are square. Lay two 2x8s in between them. Place a $\frac{3}{4}$ " spacer in between piece A and the flat 2x8 that is closest to it, circled in red in the picture. Place another in between the two 2x8s.

Step 9-3 - Measure 12" from the end of the 2x8 and make a line across the board, similar to the red line across the board in the photo. Line up this line with the middle of the 2x4 underneath the 2x8, as seen. Then, measure 2" from the edge of the 2x8 along this line to mark where the bolts will go. These spots are represented with the red dots along the 12" line. HOWEVER, be careful with the bolt that is farthest from the back of the bench. This bolt must be threaded in between the two bolts already in the 2x4, as seen in the second photo.

Step 9-4 - Drill the holes and put bolts in them, put washers on and put a nut on it. Repeat steps 8-2 and 8-3 for the other side, and the bottom seat is done.


Step 9-5 - Use 2 spacers off of the bottom seat to position another 2x8 leaning up against piece A. Stack another 2x8 on top of this, with another set of spacers in between, and also leaning on the A pieces. Use the same pattern for the bolts (2" away from each edge) to secure. These bolts can be less precise, given how wide the 4x4 they rest on is.




CONGRATULATIONS!

You have now completed your park bench!

(A few extra pictures are on the next page.)





DONATION AGREEMENT

This Donation Agreement is made and entered into by and between the BOY SCOUTS OF AMERICA, POTAWATOMI AREA COUNCIL #651, located at 804 Bluemound Road, Waukesha, Wisconsin, 53188, and CRAIG HOLL and REBECCA HOLL, whose place of residence is __13630 W. GRAHAM ST, NEW BERLIN, WI 53151 __, and who are the legal guardians of STANLEY HOLL, who is a member of Boy Scout Troop No. 68 (hereinafter collectively referred to as the "Donor") and the CITY OF NEW BERLIN, a Wisconsin municipal corporation (hereinafter referred to as the "City") with its principal office at 3805 South Casper Drive, New Berlin, Wisconsin, 53151.

WHEREAS, the Donor is an Eagle Scout candidate with the Boy Scouts of America Potawatomi Council Troop No. 68; and

WHEREAS, the Donor is desirous of conducting his Eagle Scout project at Gatewood Park in the City of New Berlin; the project would include the construction and installation of four (4) benches (with plaques) at a location in the park to be determined by City Staff and which location may include, but is not necessarily limited to, the playground and top of the sledding hill; and

WHEREAS, the intent of the project is to allow park visitors to have benches to sit on, providing extra seating for the playground area and sledding hill; and

WHEREAS, the donation will be constructed by the Donor, along with members of Troop No. 68, their families and friends; and

WHEREAS, the work has been or would be performed between April 5, 2025 and April 12, 2025 and/or such other dates as may be necessary; the Donor will supply the lumber, bolts, nuts, washers and such other supplies to perform the work, which work will be performed by the volunteers noted above; and

WHEREAS, the City is desirous of accepting the donation of the Donor.

NOW, THEREFORE, for good and valuable consideration, the receipt and sufficiency of which is hereby acknowledged, the parties do hereby covenant and agree as follows:

1. The City consents to the Donor, its contractors, subcontractors, agents, employees, volunteers and/or assigns to enter into Gatewood Park and to provide the services set forth in the attached Exhibit A.
2. Donor agrees to provide (or has already provided) the City with evidence acceptable to the City that the Donor carries public liability insurance, with limits acceptable to the City, which policies would name the City as an Additional Insured on a primary and non-contributory basis.
3. Donor further agrees to indemnify the City and to hold it harmless as and against claims, demands, actions or causes of actions, including actual attorney fees, arising from the performance of the services provided for in Exhibits A, including, but not limited to, claims for property damage and personal injury that may arise during the course of the construction of the improvements provided for in Exhibit A.

4. The parties agree that the services being provided hereunder will be provided at the expense of the Donor and not the City.

5. Donor agrees to obtain permission from the City as to the specifics of the construction and donation, and to perform said construction and services in accordance with that direction.

6. Donor agrees that the volunteers participating in the project will be required to sign a City of New Berlin Volunteer Waiver Form for any work being provided on city property, and the appropriately executed Waiver Form will be provided to the City prior to the commencement of the work.

7. Donor agrees to appropriately guard the worksite to prevent injury to any persons that may be in the vicinity of those portions of Gatewood Park when the services are being performed.

8. Donor agrees that in performing the services under this Agreement, the Donor its contractors, subcontractors, agents, employees and/or assigns shall comply with any applicable State Statutes, Administrative Code provisions or City Ordinances which may be applicable to their activities.

9. Upon the completion of the work related to the services outlined in Exhibit A, the improvements shall become the sole property of the City of New Berlin.

10. This Agreement shall be governed and construed in accordance with the laws of the State of Wisconsin.

11. This Agreement represents the complete understanding of the parties with respect to the subject matter set forth herein and may only be amended by a subsequent agreement executed by both parties.

Dated: _____

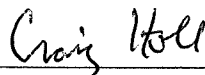
Dated: _____

DONOR:
BOY SCOUTS OF AMERICA
POTOWATOMI COUNCIL #651


CITY:
CITY OF NEW BERLIN

By: _____

By: _____
David Ament, Mayor

DONOR:


Craig Holl.
Father of Stanley Holl

DONOR:


Rebecca Holl
Mother of Stanley Holl



CERTIFICATE OF LIABILITY INSURANCE

DATE (MM/DD/YYYY)
4/7/25

THIS CERTIFICATE IS ISSUED AS A MATTER OF INFORMATION ONLY AND CONFERS NO RIGHTS UPON THE CERTIFICATE HOLDER. THIS CERTIFICATE DOES NOT AFFIRMATIVELY OR NEGATIVELY AMEND, EXTEND OR ALTER THE COVERAGE AFFORDED BY THE POLICIES BELOW. THIS CERTIFICATE OF INSURANCE DOES NOT CONSTITUTE A CONTRACT BETWEEN THE ISSUING INSURER(S), AUTHORIZED REPRESENTATIVE OR PRODUCER, AND THE CERTIFICATE HOLDER.

IMPORTANT: If the certificate holder is an ADDITIONAL INSURED, the policy(ies) must have ADDITIONAL INSURED provisions or be endorsed. If SUBROGATION IS WAIVED, subject to the terms and conditions of the policy, certain policies may require an endorsement. A statement on this certificate does not confer rights to the certificate holder in lieu of such endorsement(s).

PRODUCER Marsh & McLennan Agency LLC 8144 Walnut Hill Lane, 16th Floor Dallas TX 75231	CONTACT NAME: Laura Craig PHONE (A/C, No, Ext): 972-770-1402 E-MAIL ADDRESS: laura.craig@marshmma.com	FAX (A/C, No): 972-770-1699	
	INSURER(S) AFFORDING COVERAGE		NAIC #
INSURED Boy Scouts of America, National Council and All of it's affiliates and subsidiaries Potawatomi Area Council #651 804 Bluemound Road Waukesha, Wi 53188	INSURER A: Evanston Insurance Company		35378
	INSURER B:		
	INSURER C:		
	INSURER D:		
	INSURER E:		
	INSURER F:		

COVERAGES

CERTIFICATE NUMBER: 312324903

REVISION NUMBER:

THIS IS TO CERTIFY THAT THE POLICIES OF INSURANCE LISTED BELOW HAVE BEEN ISSUED TO THE INSURED NAMED ABOVE FOR THE POLICY PERIOD INDICATED. NOTWITHSTANDING ANY REQUIREMENT, TERM OR CONDITION OF ANY CONTRACT OR OTHER DOCUMENT WITH RESPECT TO WHICH THIS CERTIFICATE MAY BE ISSUED OR MAY PERTAIN, THE INSURANCE AFFORDED BY THE POLICIES DESCRIBED HEREIN IS SUBJECT TO ALL THE TERMS, EXCLUSIONS AND CONDITIONS OF SUCH POLICIES. LIMITS SHOWN MAY HAVE BEEN REDUCED BY PAID CLAIMS.

INSR LTR	TYPE OF INSURANCE	ADDL INSD	SUBR WVD	POLICY NUMBER	POLICY EFF (MM/DD/YYYY)	POLICY EXP (MM/DD/YYYY)	LIMITS
A	<input checked="" type="checkbox"/> COMMERCIAL GENERAL LIABILITY <input type="checkbox"/> CLAIMS-MADE <input checked="" type="checkbox"/> OCCUR GEN'L AGGREGATE LIMIT APPLIES PER: <input checked="" type="checkbox"/> POLICY <input type="checkbox"/> PRO-JECT <input type="checkbox"/> LOC OTHER:			V3P0009157	3/1/2025	3/1/2026	EACH OCCURRENCE \$ 1,000,000 DAMAGE TO RENTED PREMISES (Ea occurrence) \$ 1,000,000 MED EXP (Any one person) \$ PERSONAL & ADV INJURY \$ 1,000,000 GENERAL AGGREGATE \$ 7,000,000 PRODUCTS - COMP/OP AGG \$ Included \$
	AUTOMOBILE LIABILITY <input type="checkbox"/> ANY AUTO <input type="checkbox"/> OWNED AUTOS ONLY <input type="checkbox"/> SCHEDULED AUTOS <input type="checkbox"/> HIRED AUTOS ONLY <input type="checkbox"/> NON-OWNED AUTOS ONLY						COMBINED SINGLE LIMIT (Ea accident) \$ BODILY INJURY (Per person) \$ BODILY INJURY (Per accident) \$ PROPERTY DAMAGE (Per accident) \$ \$
A	<input checked="" type="checkbox"/> UMBRELLA LIAB <input type="checkbox"/> OCCUR <input type="checkbox"/> EXCESS LIAB <input type="checkbox"/> CLAIMS-MADE DED RETENTION \$			V3XEC0009158	3/1/2025	3/1/2026	EACH OCCURRENCE \$ 6,500,000 AGGREGATE \$ 13,000,000 \$
	WORKERS COMPENSATION AND EMPLOYERS' LIABILITY ANY PROPRIETOR/PARTNER/EXECUTIVE OFFICER/MEMBER EXCLUDED? (Mandatory in NH) If yes, describe under DESCRIPTION OF OPERATIONS below	Y/N	N/A				<input type="checkbox"/> PER STATUTE <input type="checkbox"/> OTH-ER E.L. EACH ACCIDENT \$ E.L. DISEASE - EA EMPLOYEE \$ E.L. DISEASE - POLICY LIMIT \$

DESCRIPTION OF OPERATIONS / LOCATIONS / VEHICLES (ACORD 101, Additional Remarks Schedule, may be attached if more space is required)

Certificate holder is named as an additional insured by virtue of a written or oral contract or by the issuance/existence of a permit or certificate of insurance but only with respect to operations by or on behalf of the Insured, or to facilities of, or facilities used by the Insured and then only of the limits of liability specified in such contract. Primary and Non-Contributory applies as required by written contract or agreement. Waiver of Subrogation applies when required by written contract or agreement. Sexual Molestation coverage is incorporated in the policy and addressed by endorsement and is subject to the policy period, terms, limits and conditions of the policy.

For All Official Scouting Activities

CERTIFICATE HOLDER
 New Berlin Parks Department
 2600 Calhoun Road
 New Berlin, Wi 53151
CANCELLATION

SHOULD ANY OF THE ABOVE DESCRIBED POLICIES BE CANCELLED BEFORE THE EXPIRATION DATE THEREOF, NOTICE WILL BE DELIVERED IN ACCORDANCE WITH THE POLICY PROVISIONS.

AUTHORIZED REPRESENTATIVE

© 1988-2015 ACORD CORPORATION. All rights reserved.